



2022





" " " "

" " " "

" "

"

" " "

"

"

	) 0
	□
	- (
	-
	-

“ ”

“ ”

1

	<b>2023-9-30</b>	<b>2022-12-31</b>	<b>2021-12-31</b>	<b>2020-12-31</b>
	771,026.02	769,173.45	672,670.15	637,767.71
	554,026.04	551,495.63	473,359.58	552,372.84
	216,999.97	217,677.81	199,310.56	85,394.87
	204,882.23	203,776.90	185,095.54	67,927.02

-□

	<b>2023 1-9</b>	<b>2022</b>	<b>2021</b>	<b>2020</b>
	174,591.99	293,572.03	390,088.66	272,750.68
	4,689.62	20,689.69	34,676.57	28,633.84
	4,623.73	20,404.46	33,830.09	28,584.18
	3,998.31	17,651.50	28,271.75	24,413.63
	5,781.98	17,965.62	31,524.57	24,843.99

-□

	2023 1-9	2022	2021	2020
	-56,221.17	39,094.29	-6,997.81	14,127.00
	-30,817.75	-143,812.44	-35,673.28	-69,839.95
	105,147.94	78,861.32	70,944.67	69,775.38
	18,142.97	-25,837.36	28,157.72	14,044.24

-□

2

	2023-9-30/2023 1-9	2022-12-31/ 2022	2021-12-31/ 2021	2020-12-31/ 2020
	1.14	1.07	1.18	1.09
	0.92	0.65	0.74	0.58
%	56.06	62.58	62.87	87.02
%	71.86	71.70	70.37	86.61
/	1.19	1.53	2.43	2.77
/	1.39	1.27	1.46	1.21
/	-2.77	1.93	-0.35	0.93
/	0.90	-1.27	1.39	0.92
%	4.42	3.92	3.64	4.82
/	0.30	0.41	0.60	0.56
	5,781.98	17,965.62	31,524.57	24,843.99
	□	17,029.65	27,474.13	21,012.44
	0.97	3.61	10.42	36.04

1

1 /  
2 /  
3 / ×100%  
4 /  
5 /

6 = /

7 = /

8 = /

9 = /

10 = + /

2 2023 1-9

□

2010

		%	/	/
2023 1-9			□	□
2022		□	□	□
2021		29.99	1.91	1.91
		26.14	1.67	1.67
2020		45.26	1.63	1.63
		38.28	1.38	1.38

1 =P0/

$$\begin{array}{ccccccc}
 & P0 & & & & & \\
 & S & & & S0 & & S1 \\
 & & & & Si & & \\
 Sj & & & Sk & & M0 & Mi \\
 & & & Mj & & & \\
 3 & & =P1/(S0 & S1 & Si \times Mi \div M0 & Sj \times Mj \div M0 & Sk+ \\
 & & & & ) & & \\
 & P1 & & & & & 
 \end{array}$$

1

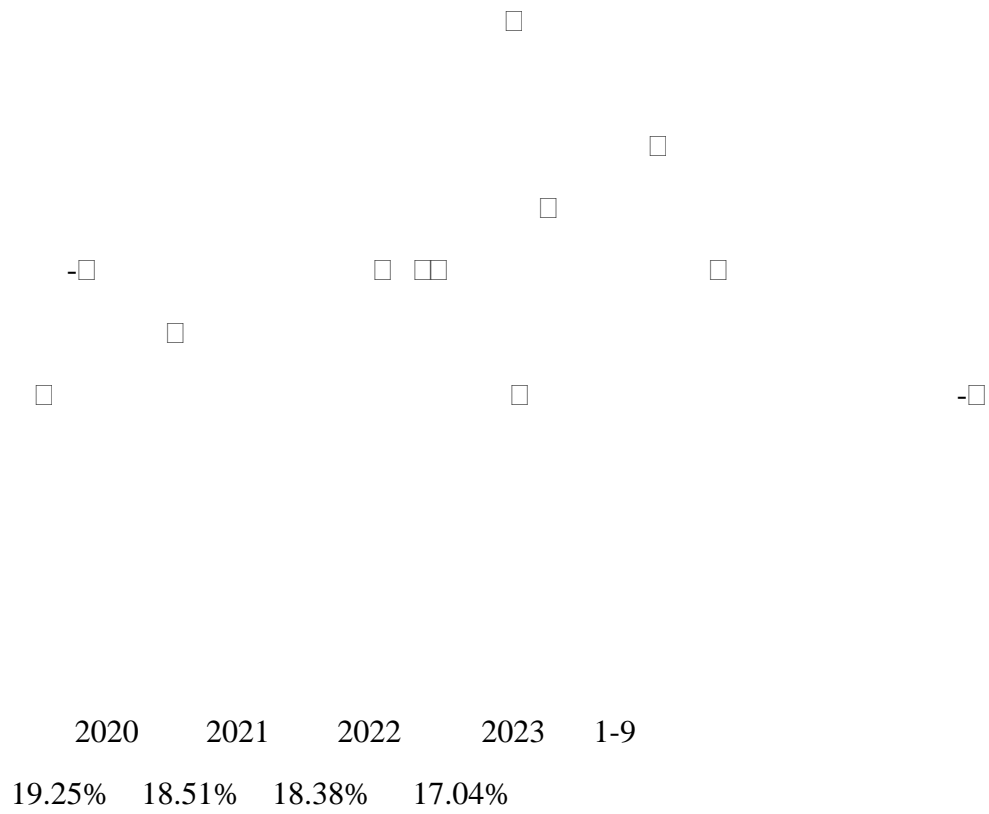


4

2020	2021	2022	2023	1-9	
252,007.45		361,980.63		279,463.18	146,599.61
		92.37%	92.79%	95.19%	95.00%

3

4



2020	2021	2022	2023	1-9		24,413.63
	28,271.75	17,651.50		3,998.31		
	14,126.99	-6,997.81		39,094.29		-56,221.17
2020	2021	2023	1-9			

2020	2021	2022	2023	9
	86.61%	70.37%	71.70%	71.86%

2020	2021	2022	2023	9				
244,966.47	190,498.52		186,257.75		83,427.13			
	46.99%	37.62%	39.73%	19.23%	2020	2021		
2022	2023	1-9			1.21	1.46	1.27	1.39

2020	2021	2022	2023	9
125,850.10		155,995.37	177,933.87	175,554.73

2020	2021	2022	2023	9	2020
1,591.97	35,158.23		127,100.81		156,169.95
2021	2022	2023	1-9		
		79,272.19	34,107.23		145,365.85
30,817.75					

2020	2021	2022	2023	1-9				
		83.38%	80.65%	77.26%	86.89%			
		10.69%	12.05%	0%	2.40%			
			5.93%	7.30%	22.74%	10.71%		
			2023-2025					

**5**

**6**

%

!

4 ! 4 -(

4 ! 4 2


4 ! 4 -( 2

4

(

2

4



□

□ □ %

%

%

%

- □  
-

□ %  
□ %

%

□□ %

%

□ □



-

%

%

%

%

-

□

-

□



□



%

%

%

%

%

"

"

"

"

"

"

**1**

2

---

---

" "

1

%

2

---

3

---

4



1

	1
2	2
	3
3	
4	
5	
	1
	2
	3
	4
	5
	6





2022

---

(此页无正文，为《安信证券股份有限公司关于上海卓然工程技术股份有限公司  
2022年度科创板向特定对象发行股票之上市保荐书》之签署页)

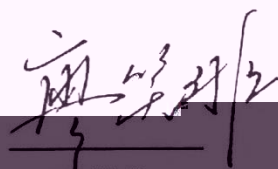
内核负责人：

许春海  
|  
许春海



(此页无正文，为《安信证券股份有限公司关于上海卓然工程技术股份有限公司  
2022年度科创板向特定对象发行股票之上市保荐书》之签章页)

保荐业务负责人：

  
廖笑非



2022年12月28日

(此页无正文,为《安信证券股份有限公司关于上海卓然工程技术股份有限公司  
2022年度科创板向特定对象发行股票之上市保荐书》之签署页)

王廷志



